

If you have any questions, please contact me at jamie@teachmommyteach.com

Thank you for downloading!

You May:

- use these resources in your own home or classroom for non-commercial use.
- print as many copies as you would like.
- share the website link, <https://teachmommyteach.com/>, where this printable can be found, so that others can download the file.

You May NOT:

- sell, give away, or share a printed copy. Each person should download separately and print.
- print out a copy for multiple teachers, as in an entire school, co-op, or other group. Each teacher should download separately and print.
- link directly to the pdf. Instead, link to the page on <https://teachmommyteach.com/> or <https://teacherspayteacher.com/> where you found the download.
- claim this or any part of this printable as your own.
- alter this printable and claim it as your own.
- host any of the files on your personal or other websites that can be shared with others.
- Upload this resource to any file sharing sites

Credits!! Thank you Speaking of Images and Open Clipart!



<https://www.teacherspayteachers.com/Store/Speaking-Of-Images>



<https://openclipart.org/>

Rhyming Words Book 9: In a Huff

Pre-Reading Worksheets

Your child will practice *CVC* words; specifically the -uff word family. Your child will practice blends.

Name: _____

On the next page, color the -uff as you say the sound each letter represents. Then cut out the words on this page. If the word is an -uff word, glue it around the -uff that you colored on the next page. If it is not an -uff word, place it aside.



Thank you openclipart.org for the wonderful clipart!

-uffff

Name: _____

This Bob Book reviews the UFF word family. Practice saying the UFF sounds.

<p>short u</p>	<p>f</p>
<p>up</p> <p>love</p> <p>u ou o oo</p>	<p>fish</p> <p>phone</p> <p>f ff ph gh</p>




Practice sounding out the following UFF words. Touch each dot and say the sound the letter(s) represent. Then, touching the arrow, put the sounds together to sound out the word. Circle the UFF in each word.

<p>fluff</p> <p>• • •</p> <p>_____</p>	<p>fluff</p> <p>_____→</p>
<p>gruff</p> <p>• •</p> <p>_____</p>	<p>gruff</p> <p>_____→</p>

Name: _____

Practice reading more UFF words. Touch each dot and say the sound the letter(s) represent. Then, touching the arrow, put the sounds together to sound out the word.



Circle the UFF in each word.



Can you think of another UFF word? If you can, write it below.

Name: _____

Let's review the high frequency word TOO.



Read the following sentences. Circle any word that rhymes with TOO.

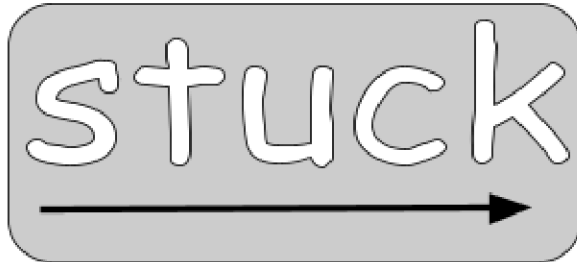


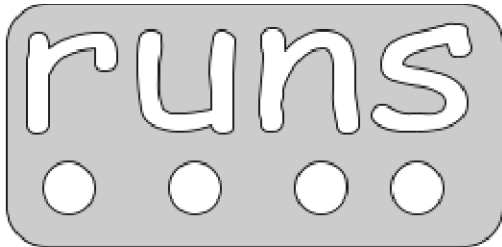

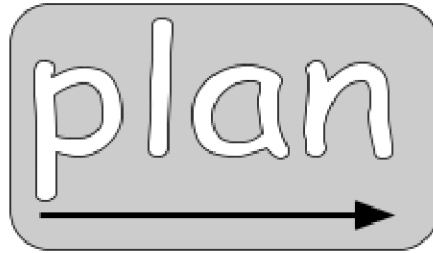
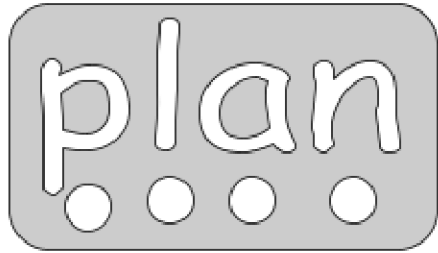
The tot hid. The dog hid too. The mom sees the tot! "Boo!!"

"Tot, let's go to the zoo!" The tot wants to go to the zoo! The dog wants to go to the zoo too!



Name: _____

Touch each dot and say the sound the letter(s) represent. Then, touching the arrow, put the sounds together to sound out the word.



Rhyming Words Book 9:
In a Huff

Extra Practice
Post-Reading Worksheets

Name: _____

Read the following silly story. Circle every UFF word. Then illustrate the story in the box.

"Ruff! Ruff!" The dog runs!

The man wants the dog to stop. "Huff."

"Ruff! Ruff!" The dog licks!


The man wants the dog to stop.

"Ruff! Ruff!" The dog spins!

The man wants the dog to stop. "Huff. Sit, dog."

The dog sits.

The man pets the dog. Fluff. Fluff.



Rhyming Words Book 9: In a Huff

Answers Pre-Reading Worksheets

Your child will practice *CVC* words; specifically the -uff word family. Your child will practice blends.

Name: _____

On the next page, color the -uff as you say the sound each letter represents. Then cut out the words on this page. If the word is an -uff word, glue it around the -uff that you colored on the next page. If it is not an -uff word, place it aside.

puff	ruff	gruff
stuff	stiff	fluff

Answers







Thank you openclipart.org for the wonderful clipart!

-uffff


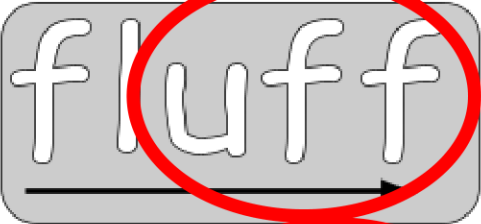


Answers

Name: _____

This Bob Book reviews the UFF word family. Practice saying the UFF sounds.

	
<p>short u</p>	<p>f</p>
 <p>up</p>  <p>love</p> <p>u ou o oo</p>	 <p>fish</p>  <p>phone</p> <p>f ff ph gh</p>

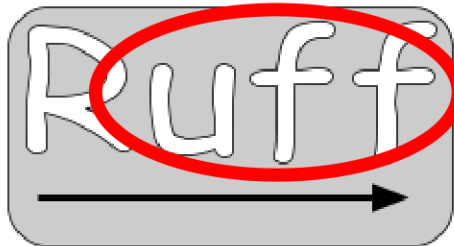

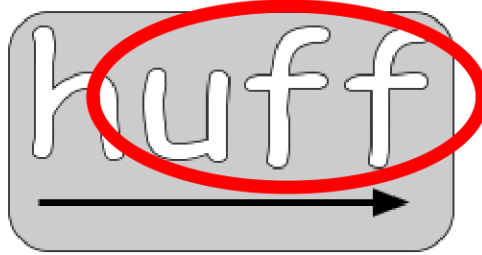
Practice sounding out the following UFF words. Touch each dot and say the sound the letter(s) represent. Then, touching the arrow, put the sounds together to sound out the word. Circle the UFF in each word.

Answers

Name: _____

Practice reading more UFF words. Touch each dot and say the sound the letter(s) represent. Then, touching the arrow, put the sounds together to sound out the word. Circle the UFF in each word.






Can you think of another UFF word? If you can, write it below.

bluff

Name: Answers

Let's review the high frequency word TOO.



Read the following sentences. Circle any word that rhymes with TOO.

The tot hid. The dog hid **too**. The mom sees the tot! **Boo!**

"Tot, let's go to the **zoo!** The tot wants **to** go **to** the **zoo!** The dog wants **to** go **to** the **zoo** **too!**



Name: Answers

Touch each dot and say the sound the letter(s) represent. Then, touching the arrow, put the sounds together to sound out the word.

plan

plan

purr

purr

runs

runs

stuck

stuck

tags

tags

Rhyming Words Book 9:
In a Huff

Answers
Extra Practice

Post-Reading Worksheets

Answers

Name: _____

Read the following silly story. Circle every UFF word. Then illustrate the story in the box.

"Ruff! Ruff!" The dog runs!

The man wants the dog to stop. "Huff."

"Ruff! Ruff!" The dog licks!

The man wants the dog to stop.

"Ruff! Ruff!" The dog spins!

The man wants the dog to stop. "Huff. Sit, dog."

The dog sits.

The man pets the dog. Fluff. Fluff.

